

SPECIFICATION

FOR APPRONAL

Customer : _____

Product Name : Magnetic Buzzer _____

Model Name : VSM0955V3F27R25 _____

Drawing No. : VS20220218017 _____

Signature of Voise

Approved by	Checkde by	Issued by	Date



福爱斯电子有限公司
VOISE ELECTRONICS CO.,LTD.

Address:No 96 Mogao Dongqian Lake Industial Area ningbo,China,
Tel:0086-0574-87773030;Fax:0086-0574-87471600 P.C.315121
<http://www.nbvoise.com> Email:sales@nbvoise.com

Specification for Magnetic Buzzer		Page	2/7
Model No.:	VSM0955V3F27R25	Revision No.	1.0
		Drawing No.	VS20220218017

Table of contents

1. Revision
2. Scope
3. General Characteristics
4. Electrical and Acoustic Characteristics.
5. Reliability Test
6. Measurement Method & Frequency Response curve
7. Dimensions
8. Packing

1. Revision

Rev.No.	Date	Page	Description of Revision
1.0	2022/2/18		Preliminary

Specification for Magnetic Buzzer		Page	3/7
Model No.:	VSM0955V3F27R25	Revision No.	1.0
		Drawing No.	VS20220218017

2. Scope

This product specification is applied to the Magnetic Buzzer in alarm systems. Please contact us when using this product for any other applications than described in the above.

3. General Characteristics

- 3.1 Out-Diameter : 9 mm
- 3.2 Height : 5.5 mm
- 3.3 Weight : 1 g
- 3.4 Operating Temperature : -20~+70°C without loss of function
- 3.5 Store Temperature : -30~+80°C without loss of function

4. Electrical and Acoustic Characteristics.

Test condition : 15 ~ 35 °C Temp., 25% ~ 75% RH, 86~106 kPa Refer to IEC60268-1

No	Items	Specification
1	Rated Voltage	3V
2	Working Voltage	2-5V
3	Max Rated Current	60mA/30V
4	Min Sound Pressure Level	80dB/3V/2731Hz/10cm
5	Resonant Frequency	2731Hz
6	Coil resistance	25±6Ω
7	Coil Impedance	45Ω
8	Housing Material	PBT
9	Color	Black

Specification for Magnetic Buzzer		Page	4/7
Model No.:	VSM0955V3F27R25	Revision No.	1.0
		Drawing No.	VS20220218017

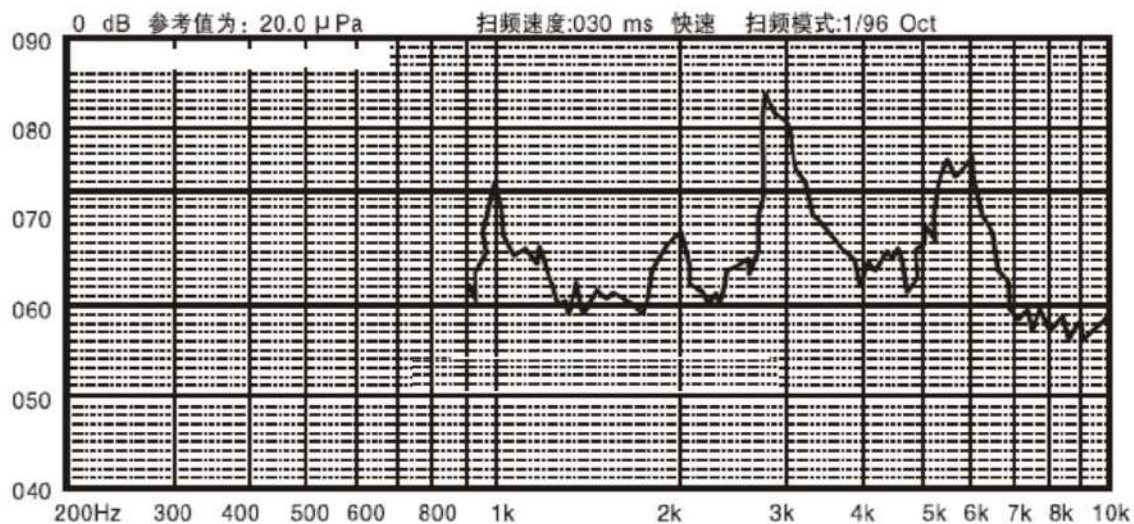
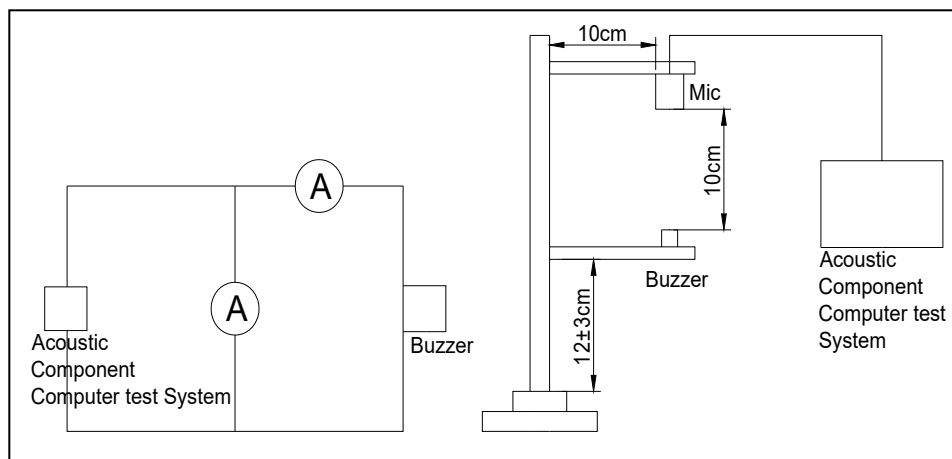
5. Reliability Test

After test(1~7item), the buzzer S.P.L . difference shall be within $\pm 8\text{dB}$, and the appearance not exist any change to be harmful to normal operation

No	Items	Specification
1	High Temp.Test	After being woked in a chamber with $+60\pm 2\text{ }^{\circ}\text{C}$ for 96h and then being placed in natural condition for 2h, and then check.
2	Low Temp.Test	First being worked in a chamber with $-30\pm 2\text{ }^{\circ}\text{C}$ for 96h and then being placed in natural condtion for 2h, and then check.
3	Humidity Test	After being placed in a chamber with 90 to 95%R.H. at $+30\pm 2\text{ }^{\circ}\text{C}$ for 100 h and then being placed in natural condition for 2h ,and then check.
4	Thermal Shock Test	After being worked in a chamber at $+70\pm 2\text{ }^{\circ}\text{C}$ for 1 hour, then sounder shall be placed in a chamber at $-30\pm 2\text{ }^{\circ}\text{C}$ for 1 hour(1 cycle is the below diagram). The test duration is for 10 cycle.after being placed in natural condition for 1 hour.and then check.
5	Vibration Test	Being applied vibration of amplitude of 1.5mm with 10-30Hz band of vibration frequency,X.Y.Z.3 direction.2 hours each, total 6 hours.
6	Drop Test	Free drop fram 1.0 meter height to a board 20mm thick hard wood board. and be nothing mechanical damage. tatol 6 times.
7	Solderability	Lead terminals are immersed in rosin for 5 seconds and then immersed in solder bath of $+260\pm 5\text{ }^{\circ}\text{C}$ for $3\pm$ seconds.
8	Terminal Strength Pulling	The force 10 seconds of 9.8N is applied go each terminal in axial direction.

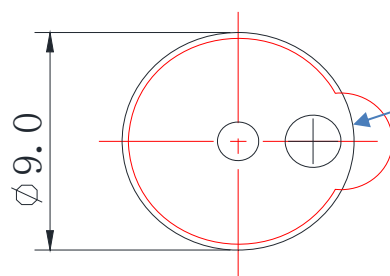
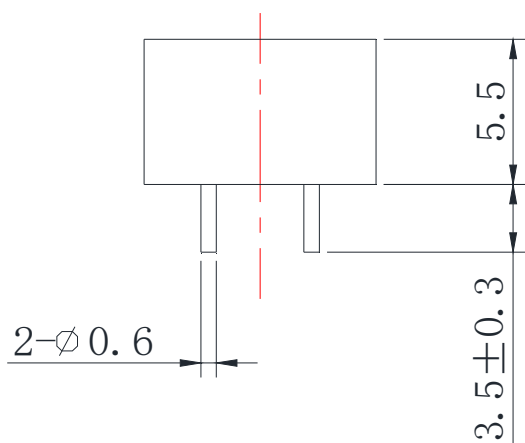
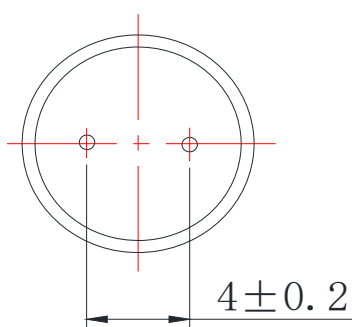
Specification for Magnetic Buzzer		Page	5/7
Model No.: VSM0955V3F27R25		Revision No.	1.0
		Drawing No.	VS20220218017

6. Measurement Method & Frequency Response curve



Specification for Magnetic Buzzer		Page	6/7
Model No.: VSM0955V3F27R25		Revision No.	1.0
		Drawing No.	VS20220218017

7. Dimensions



红色贴纸/masking labels

FIRST ANGLE PROJECTION



UNIT : mm

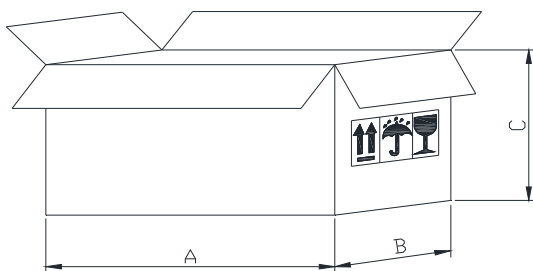
Tolerance : ±0.2

Specification for Magnetic Buzzer		Page	7/7
Model No.: VSM0955V3F27R25		Revision No.	1.0
		Drawing No.	VS20220218017

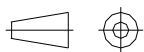
8. Packing



Marking Label:
VSM0955V3F27R25



FIRST ANGLE PROJECTION



UNIT : mm

Tolerance : ± 0.2